




SUSPENDED

Improve comfort in your facility with a system of our suspended ceiling fans.



DISTRIBUTED COMFORT

Our most popular fan is designed to be installed as a distributed network of devices to continuously provide airflow across large spaces that suffer from stratification. The Suspended series of fans feature our patented stator and unique nozzle design to gently throw air over long distances for ceiling to floor air rotation. This series has been developed specifically for acoustic ceiling tile (ACT) applications.

WHERE WE HELP

- › Buildings with overhead air supply
- › Offices, lobbies, classrooms or other ACT spaces
- › Areas where other fans will not physically fit

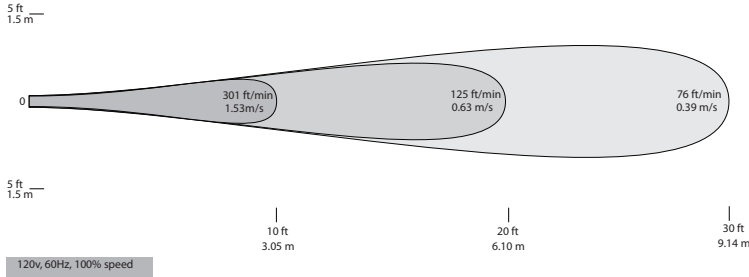
Features

- › Basic shaded pole motors
- › 2 sizes for various ACT heights
- › Easy installation in new construction or retrofits
- › Patented multi-vane stator and venturi nozzle
- › 3-year parts and workmanship warranty
- › ETL Listed in U.S. and Canada
- › 5VA Flame resistance rating
- › Made in the U.S.A.

Optional

- › Manual wall mounted control
- › Smart Controller: Fixed speed, 0-10VDC, 2-20mah, or high/low temperature sensors.
- › Optional intake grille
- › Optional duct stub

SUSPENDED 10-SP



Housing: PC/ABS, UL 94 5VA flame resistance. Used in a 2 ft. x 2 ft. acoustic ceiling.

Motor: 228mm, single phase, shaded pole, axial motor. Motor is thermally protected. Operating temperature: -4° F (-20° C) to 158° F (70° C). No lubrication required. Bearings are sealed.

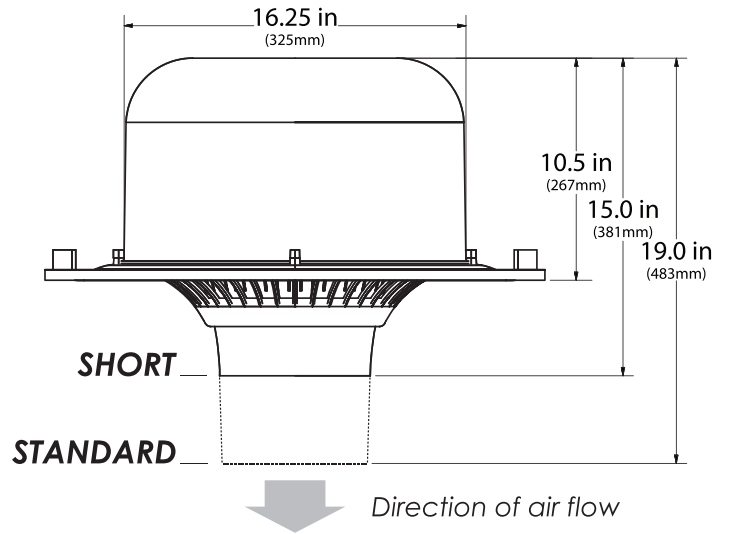
Power: A junction box and receptacle are supplied. Contractor will need to provide MC cable and wire directly to j-box/receptacle mounted to side of dome.

Control Input: Mains power. TRIAC or voltage controller.

Stator: Patented multi-vane stator significantly increases air throw for maximizing performance.

Certification: Conforms to UL-507, CAN/CSA-C22.2 No. 1113. ETL listed in USA and Canada.

Warranty: 3 years parts and workmanship.



Technical Specifications



Model	Input Power, 1 Ø	Amps	Watts	RPM	dB(A) ¹	Weight	Colors
S-10-SP-STD-120-X	120VAC, 60Hz	0.14	16	860	27, 21, 18	16 lbs.	X = Off white (W) or black (B)
S-10-SP-SH-120-X	120VAC, 60Hz	0.14	16	860	27, 21, 18	15 lbs.	X = Off white (W) or black (B)

(1) Calculated sound pressure at 5, 10 and 15 foot distances based on non-reflective area. 47.3 dB(A) Sound Power Level, designed to meet ISO 3744 - engineering grade precision for determining sound power. Data independently verified by third party. Tests performed in-unit.

Controls & Factory Installed Options

Item	Description
TRIAC-120-1.5	Wall mounted speed control. Input voltage 120VAC, 1.5A. Four step speed control and off.
TRIAC-120-5	Wall mounted speed control. Input voltage 120VAC, 5A.
TRIAC-120-15	Wall mounted speed control. Input voltage 120VAC, 15A.
TRIAC-277-5	Wall mounted speed control. Input voltage 277VAC, 5A.
TRIAC-120-7.5	J-box mounted speed control. Input voltage 95-250VAC, 7.5A. Fixed speed, 0-10VDC or 2-20mah.
TRIAC-120-7.5-AUTO	J-box mounted speed control. Input voltage 95-250VAC, 7.5A. High/Low temperature sensors adjust speed based on delta-T
STUB-X	HVAC duct stub (X = 6, 8 or 10) inches. Attach an air supply duct directly to the dome.

Model:	Qty:
Controls/Options:	Qty: